

New G1 Type Floor Console



NEW
2019

The stylish and compact unit profile, also used for residential market range, is easy to integrate into any design of building

Compact and versatile, this system is capable of being installed in an area with limited space.

It is a perfect solution for retrofit, replacing existing radiator panels.

Technical focus

- Clean and stylish design with slim depth
- Modern matt white color panel
- Flexible and easy installation
- Washable air filter
- Quiet operation
- Dry mode to reduce humidity in rooms
- New Cloud Control "Comfort Cloud" compatible



PAW-RE2C4
Optional Controller.
Control for hotel
application.



CZ-RTC5B
Optional Controller.
Wired remote controller.
Compatible with Econavi.



CZ-CENSC1
Optional Econavi Sensor.



CZ-RWS3
Optional Controller.
Infrared remote controller.

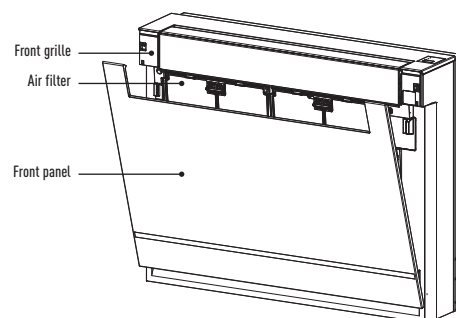
Model		S-22MG1E5A	S-28MG1E5A	S-36MG1E5A	S-45MG1E5A	S-56MG1E5A	
Cooling capacity	kW	2,20	2,80	3,60	4,50	5,60	
Input power cooling	W	18,00	18,00	20,00	26,00	29,00	
Operating current cooling	A	0,18	0,18	0,21	0,23	0,25	
Heating capacity	kW	2,50	3,20	4,20	5,00	6,30	
Input power heating	W	19,00	19,00	21,00	27,00	30,00	
Operating current heating	A	0,18	0,18	0,22	0,24	0,26	
Fan type		Cross flow	Cross flow	Cross flow	Cross flow	Cross flow	
Air volume	Cool (Hi / Med / Lo)	m ³ /min	9,20/7,50/6,00	9,20/7,50/6,00	9,70/8,20/6,00	10,50/9,00/6,50	12,00/9,50/6,50
	Heat (Hi / Med / Lo)	m ³ /min	9,70/8,00/6,50	9,70/8,00/6,50	10,20/8,70/6,50	11,00/9,50/7,00	12,50/10,00/7,00
Sound pressure	Hi / Med / Lo	dB(A)	38/34/29	38/34/29	39/35/29	42/37/30	44/38/30
Dimension	H x W x D	mm	600 x 750 x 207	600 x 750 x 207	600 x 750 x 207	600 x 750 x 207	600 x 750 x 207
Net weight		kg	14	14	14	14	14
Piping connections	Liquid pipe	Inch (mm)	1/4 (6,35)	1/4 (6,35)	1/4 (6,35)	1/4 (6,35)	1/4 (6,35)
	Gas pipe	Inch (mm)	1/2 (12,70)	1/2 (12,70)	1/2 (12,70)	1/2 (12,70)	1/2 (12,70)

* Infrared remote controller (CZ-RWS3) doesn't need receiver as an optional. Receiver is included in the unit shipment.

Simple operation design for easy to use



Washable air filter

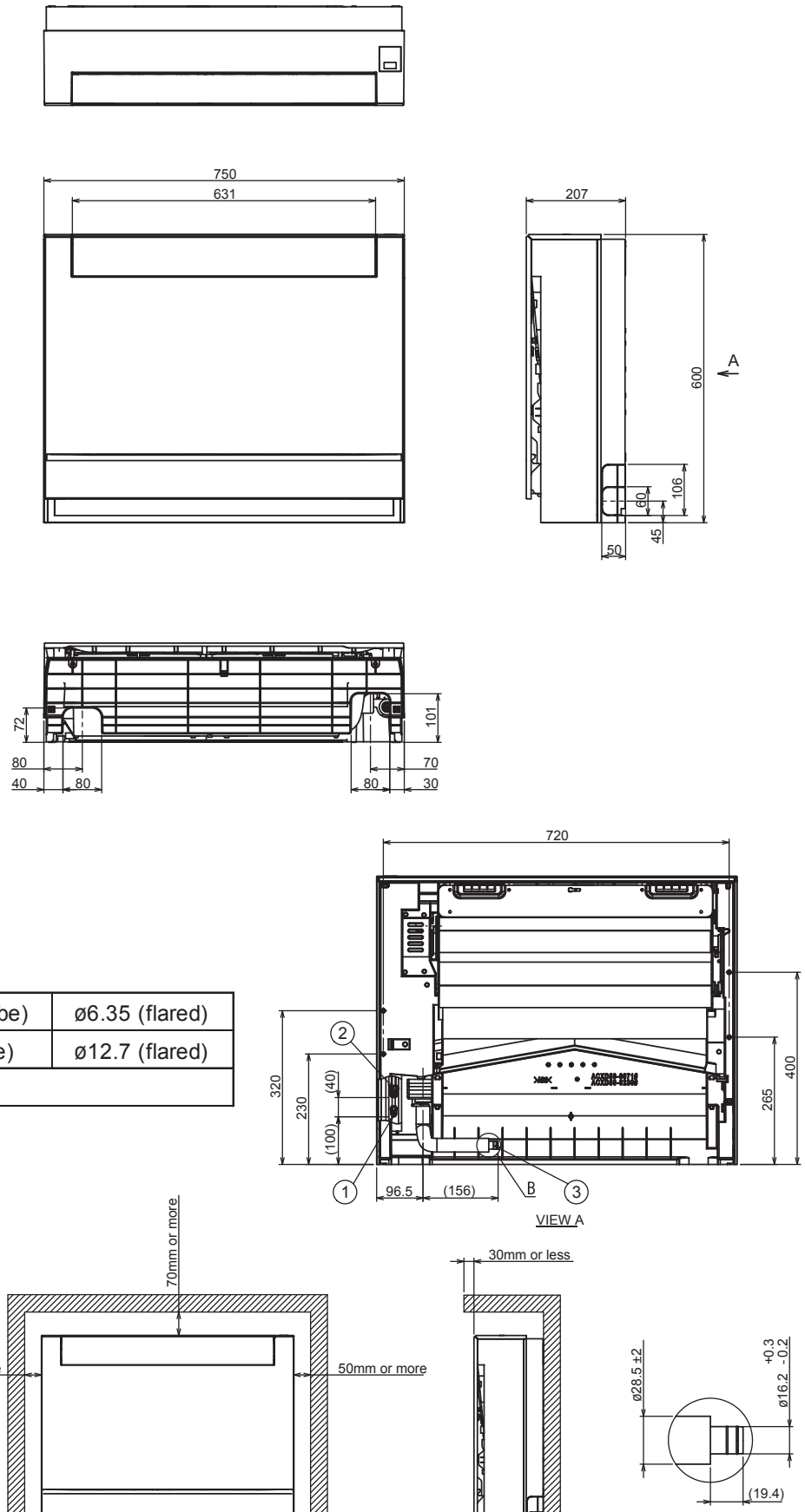


ECONAVI and INTERNET CONTROL: Optional.

8. Floor Console (Type G1)

8-3. Dimensional Data

Indoor unit Small type: S-22MG1E5N, S-28MG1E5N, S-36MG15N, S-45MG1E5N, S-56MG1E5N
 S-22MG1E5A, S-28MG1E5A, S-36MG15A, S-45MG1E5A, S-56MG1E5A

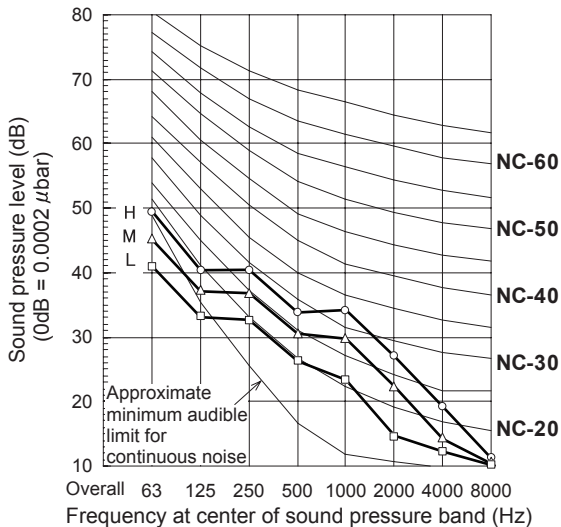


①	Refrigerant tubing (liquid tube)	ø6.35 (flared)
②	Refrigerant tubing (gas tube)	ø12.7 (flared)
③	Drain hose	

8. Floor Console (Type G1)

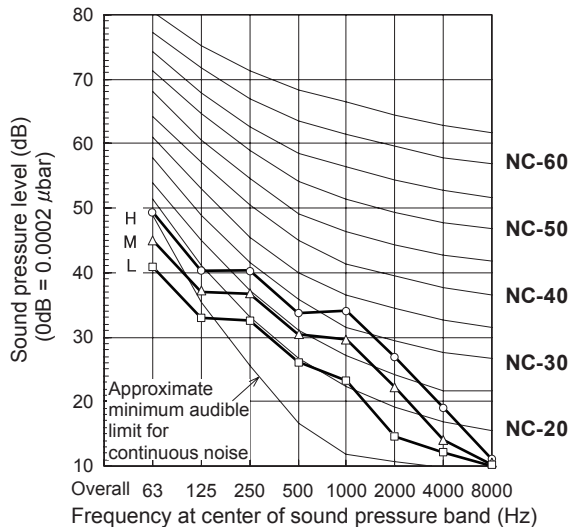
8-4. Noise Criterion Curves

MODEL	: S-22MG1E5N, S-22MG1E5A	
SOUND LEVEL	High	38dB(A)
	Middle	34dB(A)
	Low	29dB(A)
CONDITION	: In front of the unit 1 m, HEIGHT 1 m	

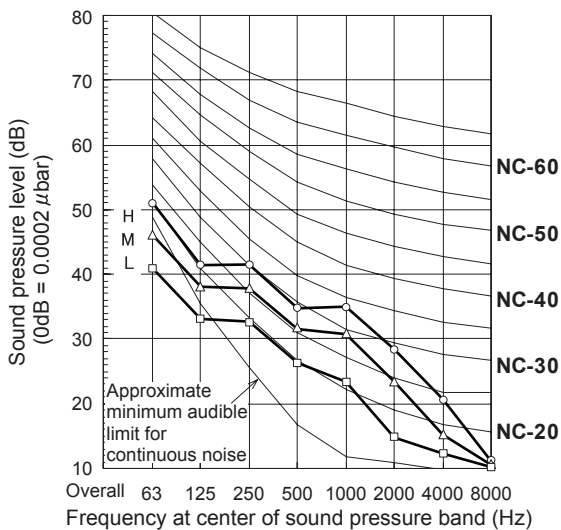


Both 50Hz and 60Hz

MODEL	: S-28MG1E5N, S-28MG1E5A	
SOUND LEVEL	High	38dB(A)
	Middle	34dB(A)
	Low	29dB(A)
CONDITION	: In front of the unit 1 m, HEIGHT 1 m	



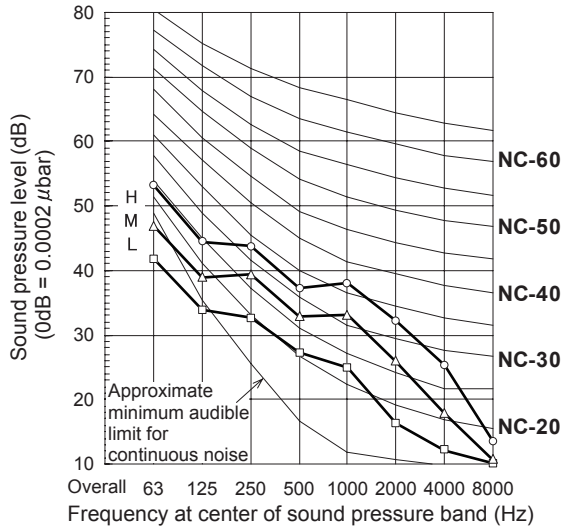
MODEL	: S-36MG1E5N, S-36MG1E5A	
SOUND LEVEL	High	39dB(A)
	Middle	35dB(A)
	Low	29dB(A)
CONDITION	: In front of the unit 1 m, HEIGHT 1 m	



8. Floor Console (Type G1)

MODEL	: S-45MG1E5N, S-45MG1E5A	
SOUND LEVEL	High	42dB(A)
	Middle	37dB(A)
	Low	30dB(A)

CONDITION : In front of the unit 1 m, HEIGHT 1 m

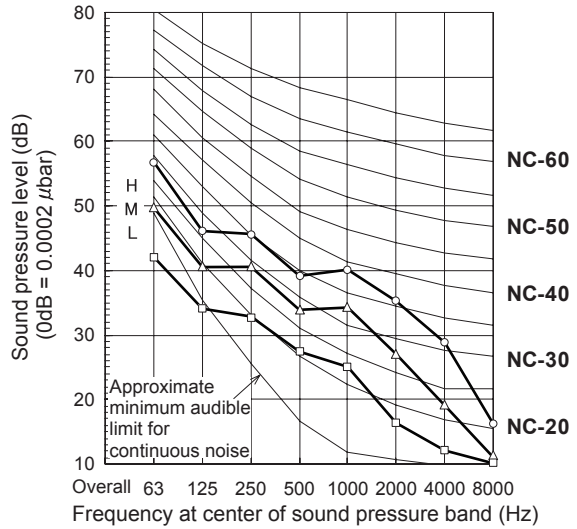


Both 50Hz and 60Hz

- High
- △ Middle
- Low

MODEL	: S-56MG1E5N, S-56MG1E5A	
SOUND LEVEL	High	44dB(A)
	Middle	38dB(A)
	Low	30dB(A)

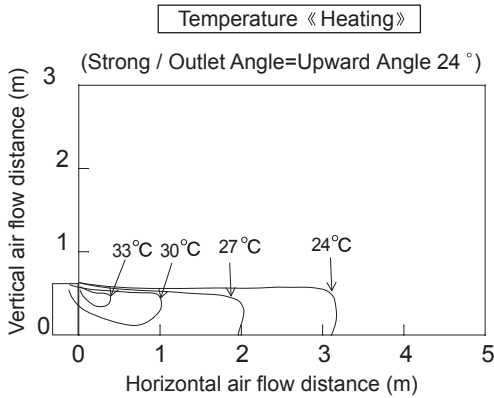
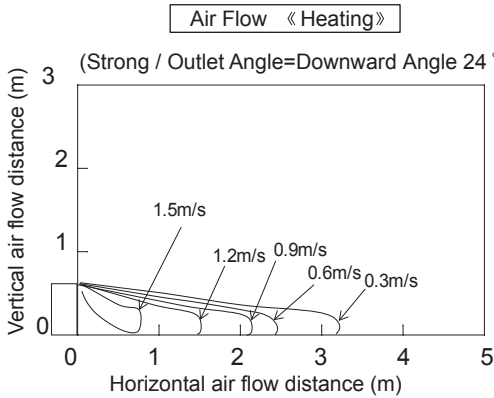
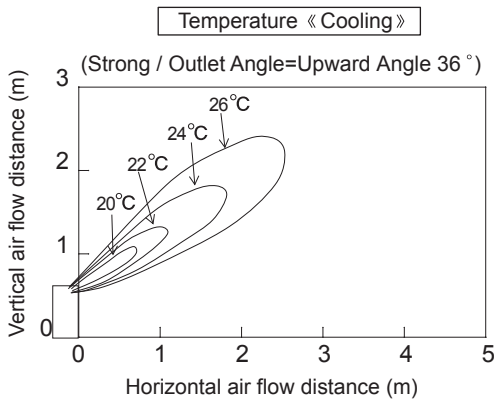
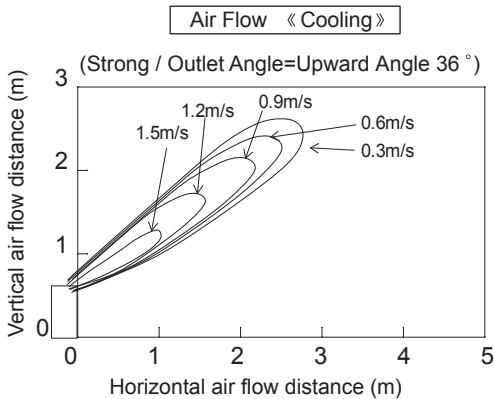
CONDITION : In front of the unit 1 m, HEIGHT 1 m



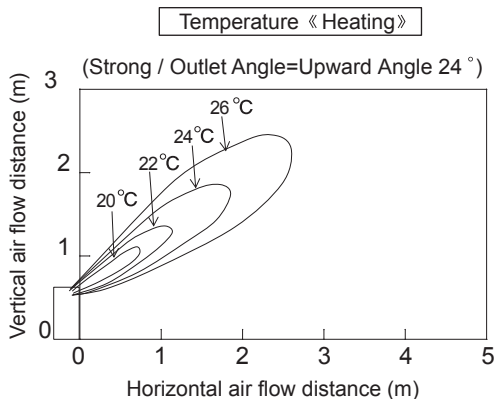
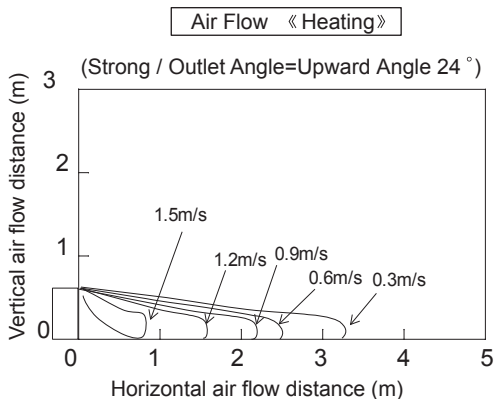
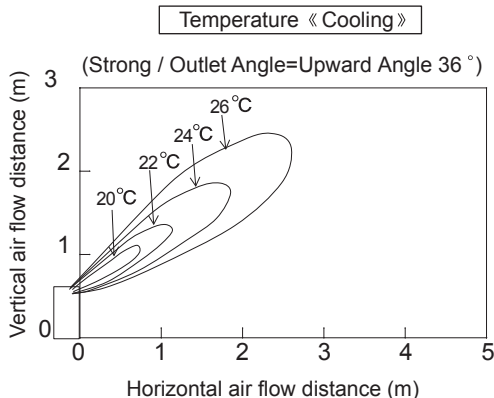
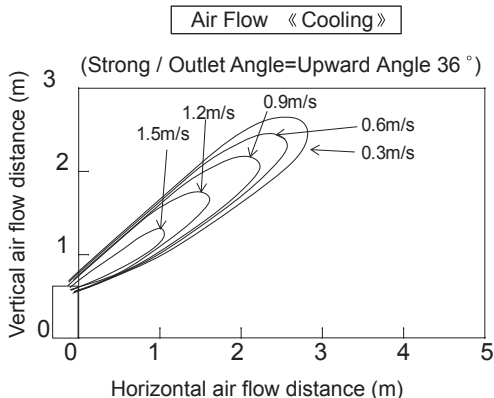
8. Floor Console (Type G1)

8-5. Air Flow Distance / Temperature Chart

S-22MG1E5N, S-28MG1E5N
S-22MG1E5A, S-28MG1E5A

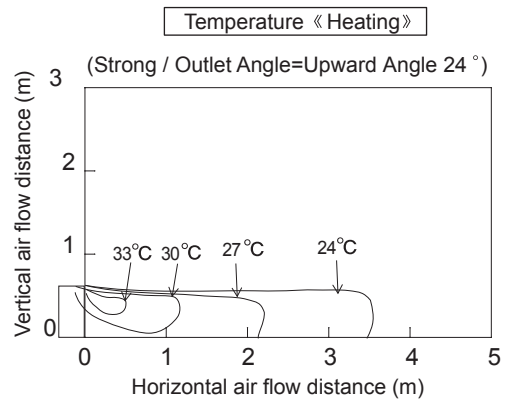
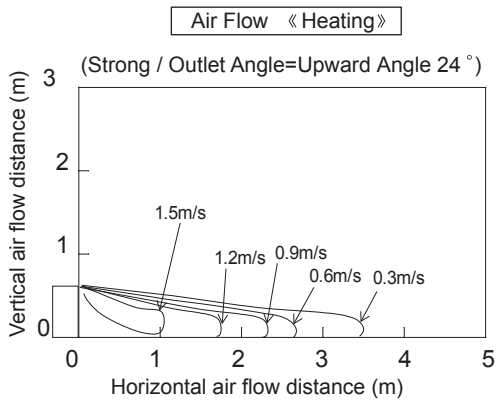
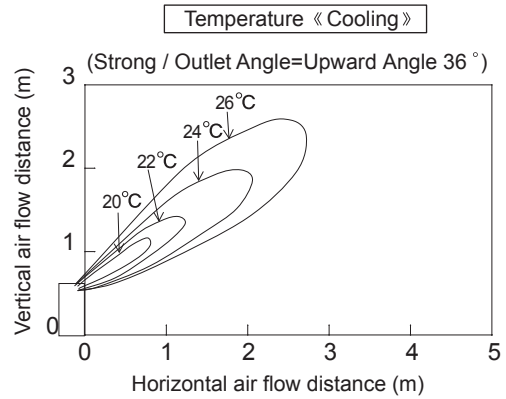
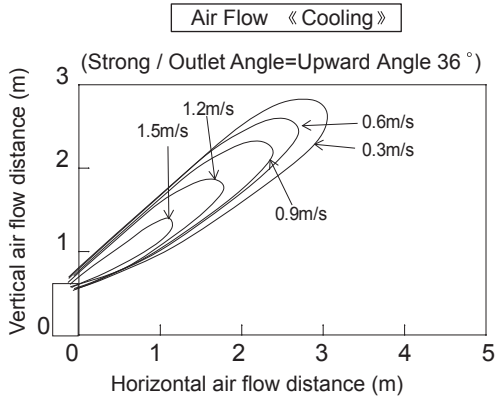


S-36MG1E5N, S-36MG1E5A



8. Floor Console (Type G1)

S-45MG1E5N, S-45MG1E5A



S-56MG1E5N, S-56MG1E5A

